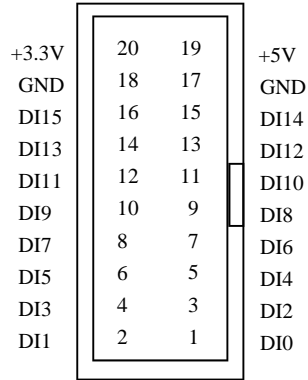


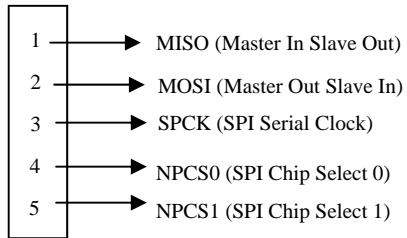
# Internal Connectors Pin Assignment ( For Internal Use Only)

## CN7 (DIO) Pin Assignment

1. General Purpose DIO (GPIO): 16 Programmable I/O
2. Signal Level: TTL Compatible
3. Connector: 2.54 mm pitch, 20 pins header
4. Device name: /dev/gpio



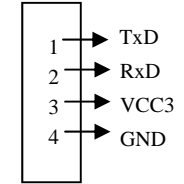
## CN6 (SPI) Pin Assignment



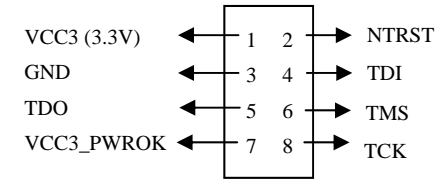
1. Serial Peripheral Interface (SPI)
2. Connector : 20mm pitch, 5 pins header
3. Device name: spi0, spi1

## JP2 Serial Debug Port

1. Serial Debug Port
2. Device name: ttyS0
3. Signal Level: TTL Compatible
4. Connector: 2.0mm pitch, 4 pins box



## CN1 JTAG Connector



## JP1 Boot Manager Selection For Internal Use Only