


General Purpose Screw Terminal Panel for 37 pin D-sub connector

DTP-3A



* Specifications, color and design of the products are subject to change without notice.

Features

A signal line from an external device can be connected to the terminal simply by using screws.

The optional cable can be used to connect easily to the board/card.

Specification

Specifications

Item	Specifications
Terminal	
Terminal type	ML-40S1BYF-20P [mfd by Sato Parts] equivalent
Number of terminals on terminal strips	37 pin
Screws	M3
Connector	
Connector used	37 pin D-SUB connector [Female] DCLC-J37SAF-20L9 [mfd. by JAE] equivalent
Applicable connector	37 pin D-SUB connector [Male] DC-37P-N [mfd. by JAE] equivalent
Dimensions (mm)	190(W) x 105(H)

Terminal Specifications

Terminal block	ML-40S1BYF [mfd by Sato Parts] equivalent		Suitable Terminal
Terminal block dimension [mm]		Suitable terminal dimensions [mm]	

Packing List

Body... 1
User's Guide ... 1

CAUTION

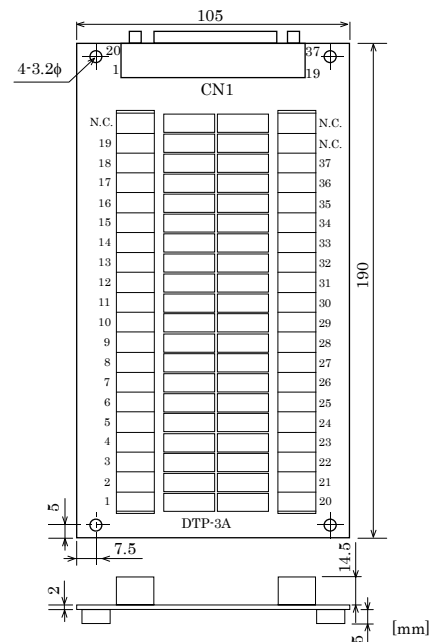
The option cable is not appended to the interface board/card and this product. Be sure to check the manual or visit the CONTEC's Web site of the board/card to be used and then buy an appropriate cable.

This product is a general purpose terminal fastened with screws, which relays the I/O wirings of CONTEC interface board/card or card with a 37-pin D-SUB connector.

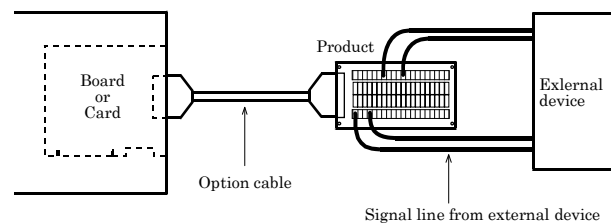
The pins in the 37-pin D-SUB connector correspond to their respective terminals on the terminal strips on a one-to-one basis, allowing you to easily connect the board/card to an external device via the terminal strips.

Note: To connect a board/card to the accessory, you need the separately priced option cable.

External View and Dimensions



DTP-3A Connections



- (1) Connect the interface board/card and the product using the separately available option cable.
- (2) Check the wiring destination of the product and wire the signal conductors from the external device.