

[ACCESSORIES/CABLES] Communication

[Communication] Cables

J-16

ACCESSORIES/CABLES













Digital I/O

Analog I/O

Counter

Motor Controller

Communication

Board	Connector of the Board	Cables & Unit	Connector of the Board
COM-4P(PCI)H COM-4PD(PCI)H	37-pin D-type (male)	<b>Cables for COM-4ch Board</b> 37-pin D-type (male) → 9-pin D-type (male) x 4 Shield Cable Length: 0.25m <b>PCE37/9PS</b> 	9-pin D-type (male) x 4 <b>A</b>
	37-pin D-type (male)	<b>Cables for COM-4ch Board</b> 37-pin D-type (male) → 25-pin D-type (male) x 4 Shield Cable Length: 0.25m <b>PCE37/25PS</b> 	25-pin D-type (male) x 4 <b>B</b>
	37-pin D-type (male)	<b>Cables for COM-4ch Board</b> 37-pin D-type (male) → 25-pin D-type (male) x 4 Shield Cable Length: 0.45m <b>COM-4M CABLE(PC)1</b> 	25-pin D-type (male) x 4 <b>B</b>
COM-4(PCI)H COM-4M(PC)	37-pin D-type (male)	<b>Cables for COM-4ch Board</b> 37-pin D-type (male) → 9-pin D-type (male) x 4 Shield Cable Length: 0.25m <b>PCE37/9PS</b> 	9-pin D-type (male) x 4 <b>A</b>
	37-pin D-type (male)	<b>Cables for COM-4ch Board</b> 37-pin D-type (male) → 25-pin D-type (male) x 4 Shield Cable Length: 0.25m <b>PCE37/25PS</b> 	25-pin D-type (male) x 4 <b>B</b>
	37-pin D-type (male)	<b>Cables for COM-4ch Board</b> 37-pin D-type (male) → 25-pin D-type (male) x 4 Shield Cable Length: 0.45m <b>COM-4M CABLE(PC)1</b> 	25-pin D-type (male) x 4 <b>B</b>
	37-pin D-type (male)	<b>Cables for COM-4ch Board</b> Length: 2m <b>RSS-78M/37M</b>  + <b>Cables for COM-4ch Board</b> <b>CCU-78F/25M</b> The unit has 25-pin D-type connectors of 8ch. The cable for connecting to the interface board is not included with CCU-78F/25M. 2 monitoring LEDs for communication state of each channel. It can be attached to a DIN-rail. It can be attached to a DIN-rail. ※CCU-78F/25M is not insulated in the unit. <b>Optional Cables</b> RSC-25F, RSS-25F/9M, RSS-25M/F, RSC-25F/9F	25-pin D-type (male) x 8 <b>B</b>
COM-2(LPCI)H	44-pin D-type (female)	<b>Cables for COM-2ch Board</b> Length: 0.25m <b>PCE44/9P2S</b> 	9-pin D-type (male) x 2 <b>A</b>
COM-4(LPCI)H	44-pin D-type (female)	<b>Cables for COM-4ch Board</b> Length: 0.25m <b>PCE44/9P4S</b> 	9-pin D-type (male) x 4 <b>A</b>
COM-8(PCI)H	78-pin D-type (male)	<b>Cables for COM-8ch Board</b> Length: 1m <b>PCE78/9PS</b> 	9-pin D-type (male) x 8 <b>A</b>
	78-pin D-type (male)	<b>Cables for COM-8ch Board</b> Length: 1m <b>PCE78/25PS</b> 	25-pin D-type (male) x 8 <b>B</b>
	78-pin D-type (male)	<b>Cables for CCU-78F/25M of COM-4ch Board</b> Length: 2m <b>RSS-78M</b>  + <b>Distribution Unit for the COM-8(PCI)H/COM-4(PCI)H</b> <b>CCU-78F/25M</b> The unit has 25-pin D-type connectors of 8ch. The cable for connecting to the interface board is not included with CCU-78F/25M. 2 monitoring LEDs for communication state of each channel. It can be attached to a DIN-rail. It can be attached to a DIN-rail. ※CCU-78F/25M is not insulated in the unit. <b>Optional Cables</b> RSC-25F, RSS-25F/9M, RSS-25M/F, RSC-25F/9F	25-pin D-type (male) x 8 <b>B</b>