

[ANALOG I/O | Standard I/O] ISA

For the optional items, please refer to Page J-08 (Accessories & Cables) and Page I-01 (Software).

C-18

ANALOG I/O

Product Lineup / Basic Knowledge

F Series Multi-Function I/O

Features

PCI

PC Card

E Series Intelligent I/O

Features

PCI

ISA



Standard I/O

Low Profile PCI / PCI





PC Card

USB

ISA

ISA	Model	Opto-Isolated Digital to Analog Board	Opto-Isolated Digital to Analog Board
		DAI12-4C(PC)	DAI12-8C(PC)
			
SPECIFICATIONS			
Input channels		-	
Output channels		4ch	8ch
Resolution		12bit	
Output specification	Output range	0~5V, 4~20mA	
	Output rating	± 5mA (voltage output)	
	Conversion speed	24μsec/ch	
	Conversion Accuracy *1	± 2LSB	
	Output Impedance	1MΩ or more (voltage output)	
Trigger		-	
Isolation		ISA Bus signal isolated from external analog and digital signals	
Timer		-	
Digital I/O		2 opto-isolated input, 4 opto-isolated output (Negative logic)	
Interrupt	Interrupt Request Causes	-	
	Interrupt Request Level	-	
I/O address		Any 4-byte boundary	
Power consumption (Max.)		+5VDC 1200mA	+5VDC 1600mA
Bus / Dimension (mm)		AT Bus / 163.0(L) x 122.0(H)	
Connector		37-pin female D-type	
Option	Software	ACX-PAC(W32)BP, ACX-PAC(W32)AP, API-PAC(W32)	
	Accessories	DTP-3(PC), DTP-4(PC), EPD-37A *2, EPD-37 *2	
	Cables / Connector	PCA37P, PCB37P, PCA37PS, PCB37PS	
CE marking		Y	Y

*1: Conversion Accuracy: A value in the table is linearity error at 25°C.
*2: Option cable of PCB37P or PCB37PS is required.

ISA	Model	Digital to Analog Output Board	Low Cost 6ch Digital to Analog Output Board	Digital to Analog Output Board	16-Bit Digital to Analog Output Board
		DA12-4(PC)	DA12-6LC(PC)	DA12-8L(PC)	DA16-4D(PC)
					
SPECIFICATIONS					
Input channels		-			
Output channels		4ch	6ch	8ch	4ch
Resolution		12bit			
Output specification	Output range	± 5V, ± 10V, 0~10V	± 2.5V, ± 5V, ± 10V, 0~5V, 0~10V, 4~20mA	± 5V, ± 10V, 0~10V, 4~20mA (1ch)	± 10V, 0~10V
	Output rating	± 5mA	± 5mA (voltage output)		
	Conversion speed	5μsec/ch	4μsec/ch	10μsec/ch	13μsec/ch
	Conversion Accuracy *1	± 1LSB	± 3LSB		
	Output Impedance	1Ω or less	0.1Ω or less (voltage output)	1Ω or less (voltage output)	1Ω or less
Trigger		1 TTL-level input	-		
Isolation		-			
Timer		2~7 x 10 ¹³ μsec	-		
Digital I/O		1 TTL-level input/output (Negative logic)	24ch TTL-level (i8255 or equivalent)	4 TTL-level input/output (Negative logic)	-
Interrupt	Interrupt Request Causes	External trigger / Timer	-		
	Interrupt Request Level	One of IRQ 3~7, 9	-		
I/O address		Any 16-byte boundary		Any 4-byte boundary	Any 8-byte boundary
Power consumption (Max.)		+5VDC 1200mA	+5VDC 700mA, +12VDC 120mA	+5VDC 830mA	+5VDC 980mA
Bus / Dimension (mm)		XT Bus / 143.0(L) x 107.0(H)	XT Bus / 340.5(L) x 107.0(H)	AT Bus / 163.0(L) x 122.0(H)	
Connector		37-pin female D-type	37-pin male D-type	37-pin female D-type	
Option	Software	ACX-PAC(W32)BP, ACX-PAC(W32)AP, API-PAC(W32)			-
	Accessories	DTP-3(PC), DTP-4(PC), EPD-37A *2, EPD-37 *2			DTP-3(PC), DTP-4(PC), EPD-37A *2, EPD-37 *2
	Cables / Connector	PCA37P, PCB37P, PCA37PS, PCB37PS			PCA37P, PCB37P, PCA37PS, PCB37PS
CE marking		Y	Y	Y	Y

*1: Conversion Accuracy: A value in the table is linearity error at 25°C.
*2: Option cable of PCB37P or PCB37PS is required.
*3: Option cable of DT-6 is required.