



TINJ-101-M12 Series

EN50155 Industrial 1-port FET PoE Injector with 30W output, M12 connector

Features

- Supports 1x10/100 Base-T(X) for power and data Output
- Fully compliant with IEEE802.3at/802.3af
- Auto protection for Over Voltage Power Input and over current output
- Supports Power Output up to 30Watts
- Supports Power Input range from 12Vdc to 57 Vdc
- Ultra-rugged enclosure M12 connector for toughest industrial usages
- Wall mounting enabled




Introduction

ORing's Transporter™ series PoE Injectors are designed for industrial applications, such as rolling stock, vehicle, and railway applications. The TINJ-101-M12 PoE Injector is an advanced IEEE802.3at compliant device with Intelligent Detection that provided 1-port 10/100 Base-T(X) PoE output which is compliant with EN50155 requirement. It is specifically designed for the toughest industrial environments. TINJ-101-M12 EN50155 PoE Injector use M12 connectors to ensure tight, robust connections, and guarantee reliable operation against environmental disturbances, such as vibration and shock. The device does not turn on power until it detects a valid PoE signature from the PoE devices attached downstream on the Ethernet cable. This protection against damage to non-PoE compliant equipment which may be connected to the Ethernet cable. Because of this intelligent detection, only an IEEE 802.3at/802.3af compliant device can be powered with the TINJ-101-M12 PoE Injector. Typically in Ethernet networks the maximum allowable CAT5 cable length is about 100 meters, due to the limitation of the Ethernet standards. Because of its 50V insertion, the installer doesn't need to worry about voltage drops caused by cable length. The TINJ-101-M12 PoE Injector can function with any PoE P.D. equipment which is fully compliant with the IEEE 802.3at/802.3af PoE standards.

Note: The equipment being powered must be fully IEEE 802.3at/802.3af compliant in order for the power supply to be able to sense the PoE devices signature and apply power. Power is supplied on Ethernet pins 2/4 (V+) and 1/3 (V-).

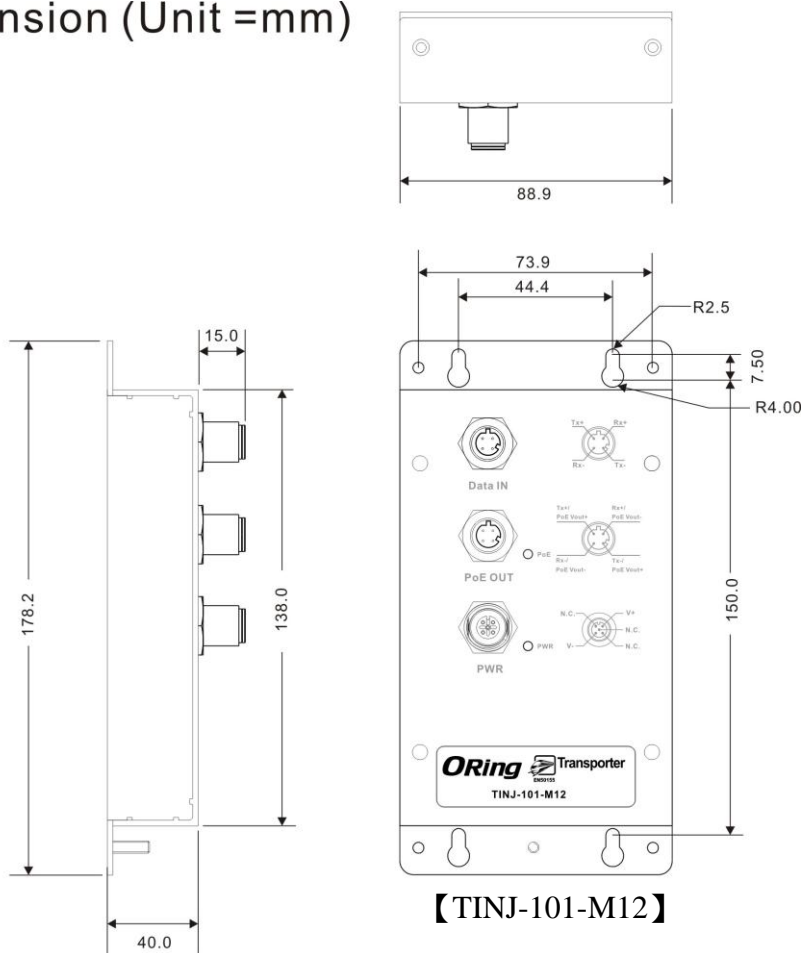
Connection

IGS-1080A Gigabit Non-PoE Ethernet Switch

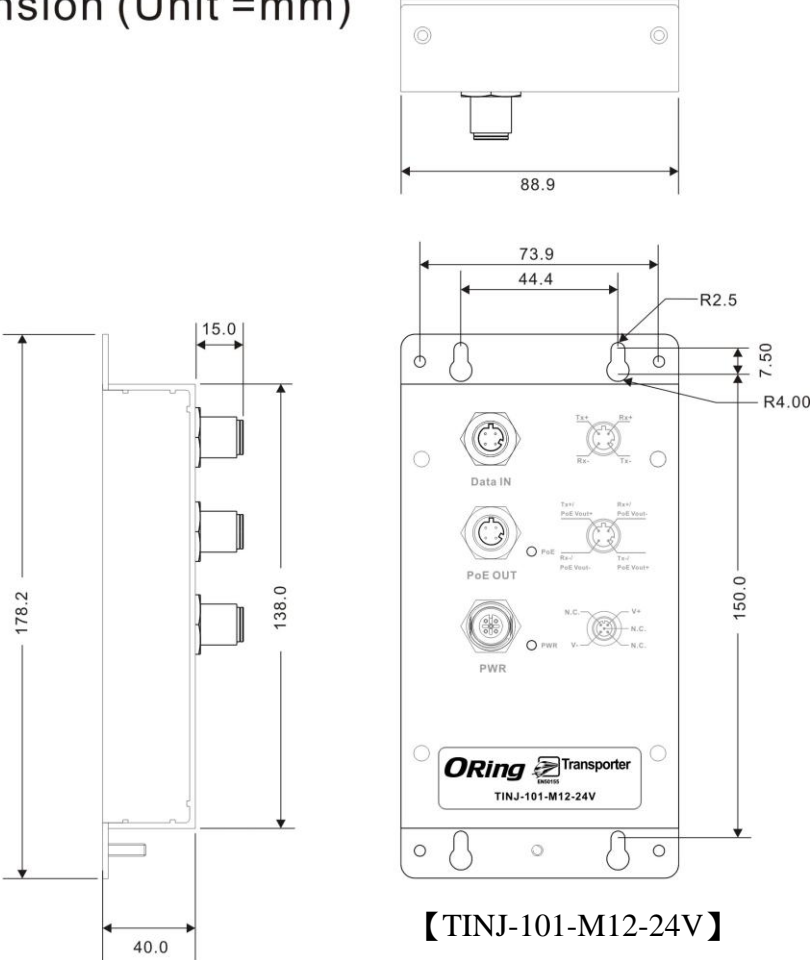


Dimension

Dimension (Unit =mm)

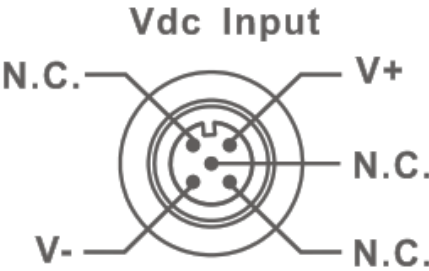
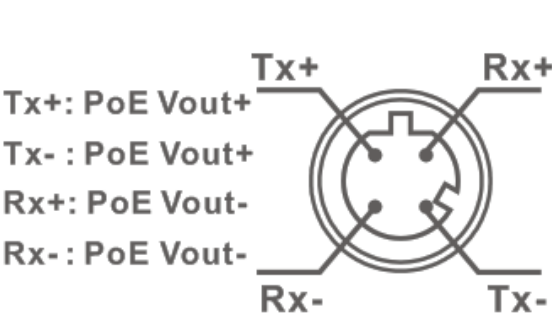


Dimension (Unit =mm)



【TINJ-101-M12-24V】

Pin Definition



* All specifications are subject to change without notice.

Connector and Pin Definition

10/100 Base-T(X)

Pin	M12 Input (Data Only)		M12 Output (Data and Power)	
	Symbol	Description	Symbol	Description
1	Rx+	Data Receive	Rx+ (Vdc-)	Data Receive and Feeding power(-)
2	Tx+	Data Transmit	Tx+ (Vdc+)	Data Transmit and Feeding power(+)
3	Rx-	Data Receive	Rx- (Vdc-)	Data Receive and Feeding power(-)
4	Tx-	Data Transmit	Tx- (Vdc+)	Data Transmit and Feeding power(+)

Note: pins 1 and 3 (-Vdc) should not be shorted to ground

Specifications

ORing Injector Model	TINJ-101-M12	TINJ-101-M12-24V
Physical Ports		
10/100 Base-T(X) with P.S.E. Ports in M12 Auto MDI/MDIX	1 x M12 connector (4-pin M12 D-coding)	
10/100 Base-T(X) Port in M12 Auto MDI/MDIX	1 x M12 connector (4-pin M12 D-coding)	
Operating Voltage		
Input Voltage	50 ~ 57 VDC on 4-pin M12 A-coding	12 ~ 57 VDC on 4-pin M12 A-coding
Output Power	50V / 600mA, 30 Watts max.	12V / 2500mA, 30 Watts max.
LED Indicators		
Power Indicator	PWR / Ready: 1 x LED Green On: Power is on and functioning Normally.	
PoE Indicators	1 x LED Blue On: PoE Device Link Blue Blinking: Detecting PoE Device Blue Off : None PoE Device Detected	
Protection		
Short Circuit Protection	Present	
Over Load Protection	Present	
Physical Characteristic		
Enclosure	IP-40	
Dimension (W x D x H)	88.9 (W) x 40 (D) x 178.2 (H)mm (3.5 x 1.57 x 7.0 inch)	
Weight (g)	TBD	TBD
Environmental		
Storage Temperature	-40 to 80°C (-40 to 176°F)	
Operating Temperature	-25 to 70°C (-13 to 158°F)	
Operating Humidity	5% to 90% Non-condensing	
Regulatory approvals		
EMI	FCC Part 15, CISPR (EN55022) class A, EN50155 (EN50121-3-2, EN55011, EN50121-4)	

EMS	EN61000-4-2 (ESD), EN61000-4-3 (RS), EN61000-4-4 (EFT), EN61000-4-5 (Surge), EN61000-4-6 (CS), EN61000-4-8, EN61000-4-11
Shock	IEC60068-2-27
Free Fall	IEC60068-2-32
Vibration	IEC60068-2-6
Safety	EN60950-1
Warranty	5 years

Ordering Information

TINJ-101-M12-24V

Code	10/100Base-T(X) P.S.E.	VDC Input
Definition	Port Number	
Option	- 1: 1 port	None: 50 ~ 57 VDC -24: 12 ~ 50 VDC

Available Model	Model Name	Description
	TINJ-101-M12	EN50155 Industrial 1-port FET PoE Injector with 30W output, 50V~57VDC Input, M12 connector
	TINJ-101-M12-24V	EN50155 Industrial 1-port FET PoE Injector with 30W output, 24V~50VDC Input, M12 connector

Packing List

- TINJ-101-M12 x 1
- QIG x 1

Optional Accessories

- M12 cable series